


Scene No. **1**

Active Listening  
Part 2 – Showing you are listening



NEXT


In this session, we will look at how to show you are listening using your body language. Click Next to continue.

Scene No. **2**

Objectives

When you finish this session, you will be able to:

- Recognize the posture of listening
- Recognize gestures of listening
- Recognize verbal cues of listening



Active Listening

NEXT


Read the objectives and click Next.

Scene No. **3**

Posture of Listening

When you use your posture to show you are listening, you turn your body toward the speaker.

Head  
Feet  
Legs  
Hands  
Face



Active Listening

NEXT

In the picture the listener is has turned her head, legs, feet toward the speaker in an effort to show the speaker she has given her full attention to the message. Look at the parts of her body she is using. Click Next to continue.

Scene No. **4**

Gestures of listening


Click the stars on the picture to find out more about the gestures of listening.

Close your eyes to show thinking or raise your eye brows to show surprise.

Nod or shake your head to show you understand

Smile or frown to show you agree with the speaker.

Tap your foot a couple times to show agreement




NEXT

When thinking about gestures for listening, you can use your body language to encourage the speaker to keep talking. Click the stars to learn more about how gestures show you are listening. Click Next to continue. *(Call outs are hidden until the star is click and then disappears.)*

Scene No. **5**

Verbal Cues of Listening

Uh-huh.  
Really?  
Yes . . .  
Go . . .



Active Listening


NEXT

Verbal cues to show you are listening can be small adlib words like tell the speaker to keep talking. “Uh huh . . . Really . . . Yes. . . . Go on . . . Ok. . . You don’t say, etc.” All of these things keep the speaker encouraged to talk. Click Next to continue.

Scene No. **6**

Review

- Posture of listening
- Gestures of listening
- Verbal cues of listening



EXIT

In this session, we have looked at how to use our body to show you are listening. Try these tips the next time you want to show active listening. Click Exit to end this session.